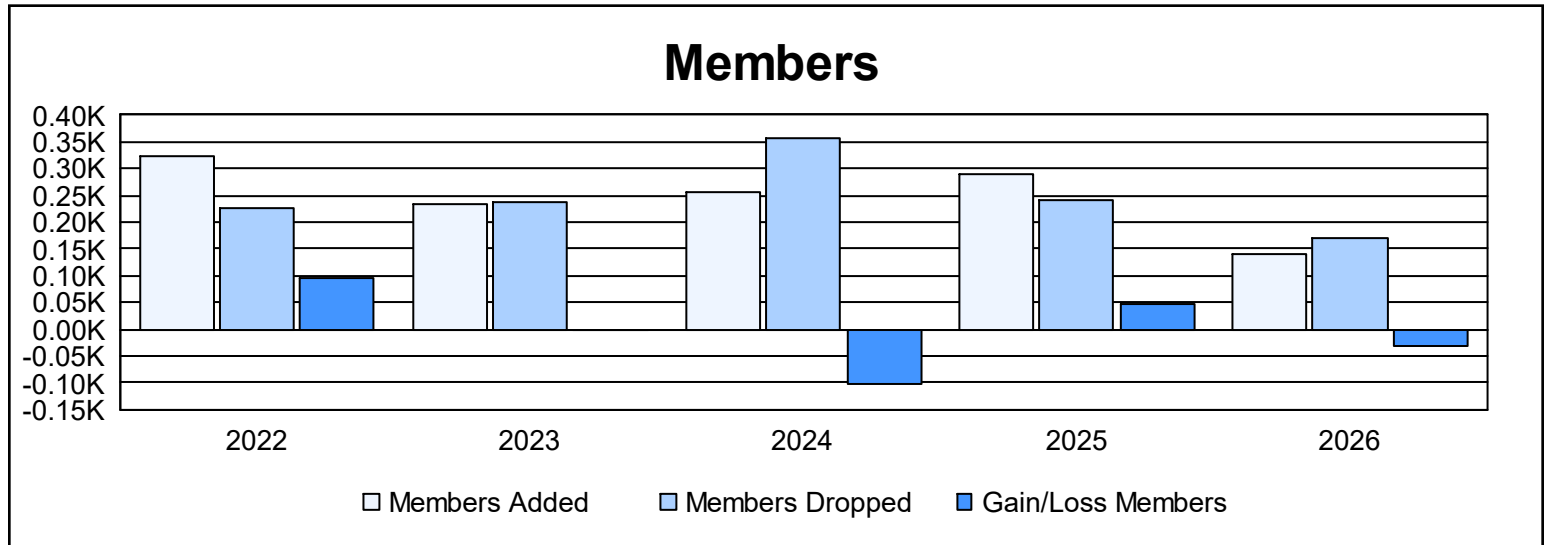
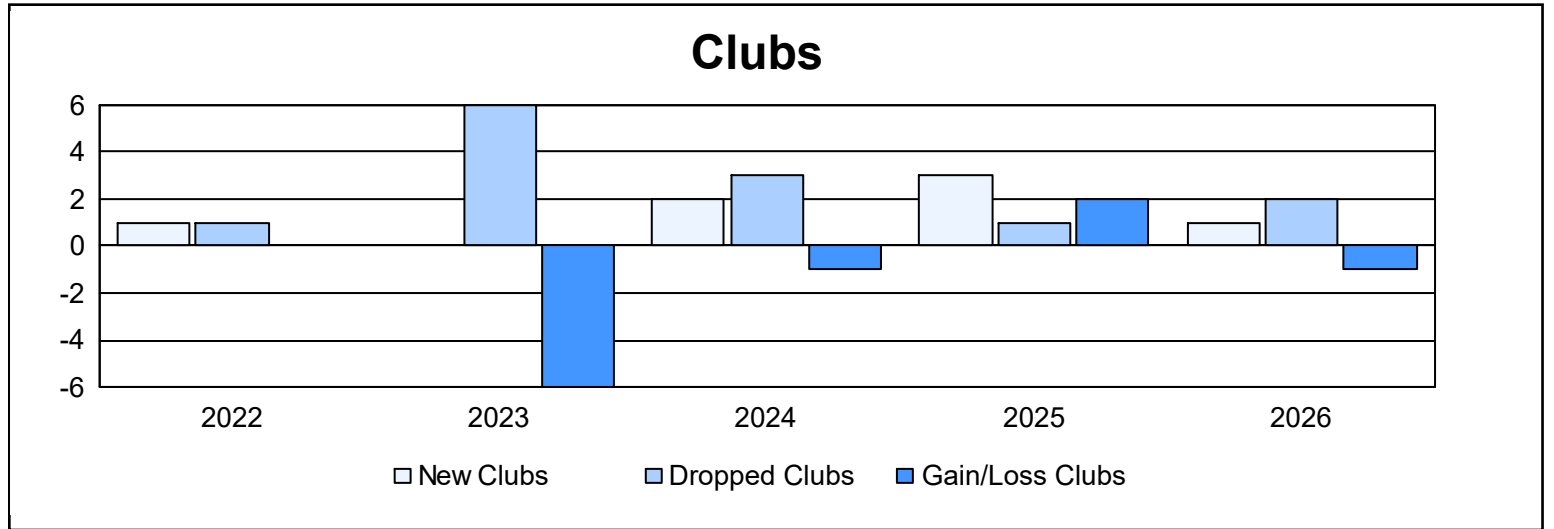
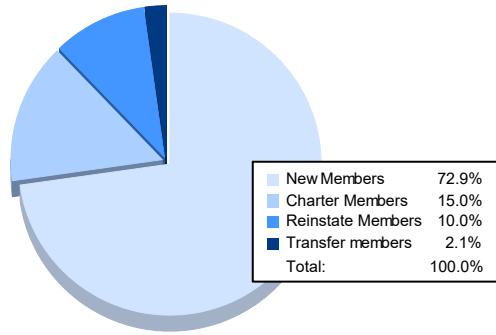


| Year | New Clubs | Dropped Clubs | Gain/ Loss Clubs | New Members | Charter Members | Reinstate Members | Transfer Members | Total Member Added | Total Members Dropped | Gain/ Loss Members |
|----------------|-----------|---------------|------------------|-------------|-----------------|-------------------|------------------|--------------------|-----------------------|--------------------|
| 2021-2022 | 1 | 1 | 0 | 223 | 70 | 20 | 11 | 324 | 227 | 97 |
| 2022-2023 | 0 | 6 | -6 | 199 | 9 | 7 | 19 | 234 | 237 | -3 |
| 2023-2024 | 2 | 3 | -1 | 165 | 64 | 20 | 6 | 255 | 357 | -102 |
| 2024-2025 | 3 | 1 | 2 | 153 | 114 | 18 | 4 | 289 | 242 | 47 |
| 2025-2026 | 1 | 2 | -1 | 102 | 21 | 14 | 3 | 140 | 170 | -30 |
| Average | 1 | 3 | -1 | 168 | 56 | 16 | 9 | 248 | 247 | 2 |



Membership Composition March 2026 Cumulative



Gender Composition March 2026 Cumulative

